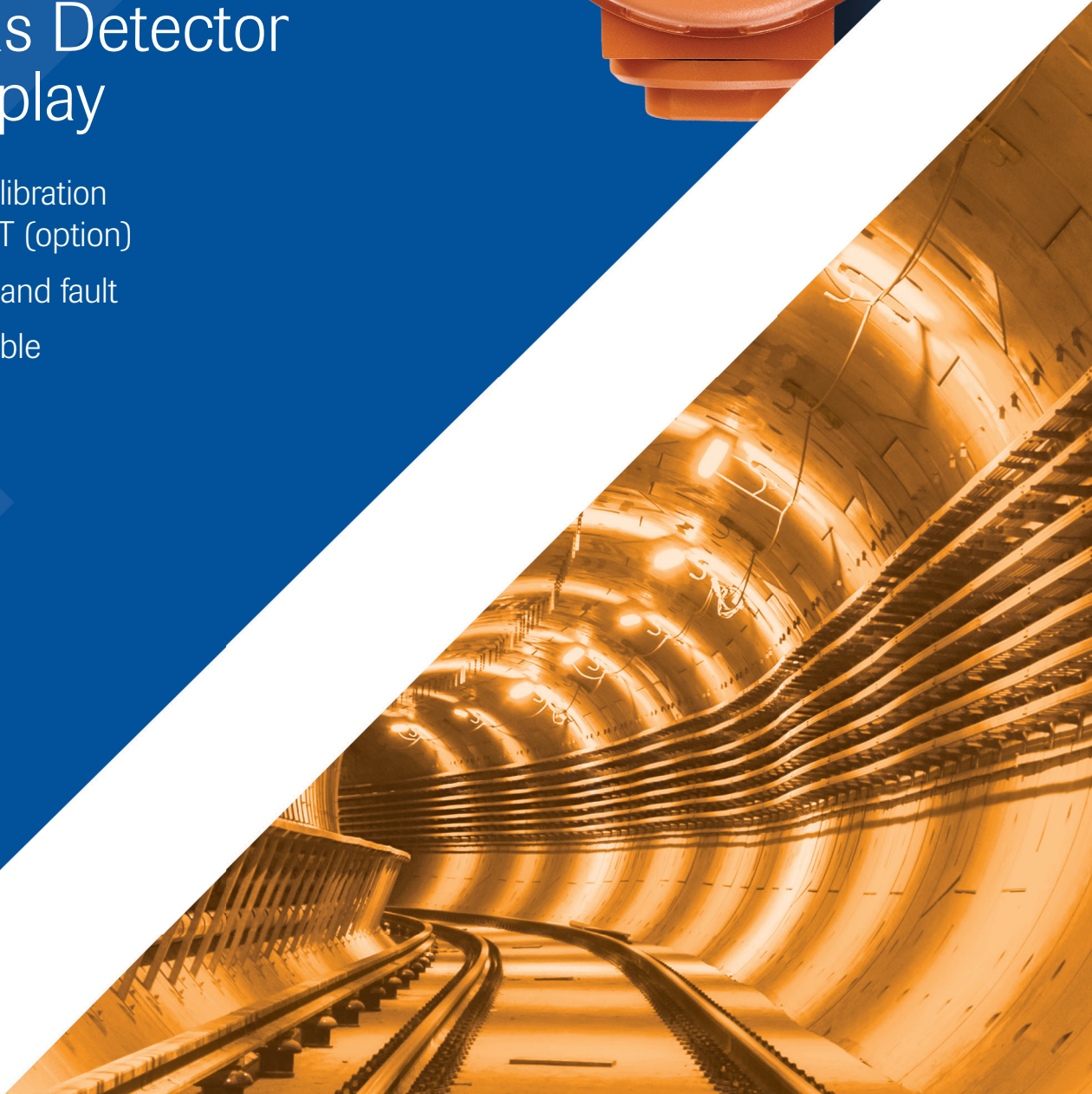


# Xgard Bright

## Addressable Fixed- Point Gas Detector with Display

Non-intrusive calibration  
MODBUS/HART (option)  
Relays for alarm and fault  
4-Wire addressable



# Xgard Bright

## Addressable Fixed-Point Gas Detector with Display

Xgard Bright is a versatile platform offering flammable and toxic gas detection and oxygen monitoring, while providing ease of operation and reduced installation costs.

Lowering the cost of installation, the 4-wire addressable implementation drastically reduces cabling requirements. The large OLED display allows users to easily work with Xgard Bright during install, calibration and routine maintenance without the need to open the housing.



### Gases and ranges

Gas	Sensor Technology	Ranges Available
Range of flammable gases	MPS	0-100% LEL
Hydrogen sulphide (H <sub>2</sub> S)	Electrochemical	10, 20, 25, 50, 100, 200 ppm
Oxygen (O <sub>2</sub> )	Oxygen	0-25% vol
Carbon Monoxide (CO)	Electrochemical	0-25, 50, 100, 200, 250, 300, 1000, 2000 ppm
Methane (CH <sub>4</sub> )	Pellistor	0-100% LEL
Pentane (C <sub>5</sub> H <sub>12</sub> )	Pellistor	0-100% LEL
Hydrogen (H <sub>2</sub> )	Pellistor	0-100% LEL
LPG	Pellistor	0-100% LEL
Carbon Dioxide (CO <sub>2</sub> )	Infra-Red	0-5% vol
VOC*	PID	0-1000 PPM
Methane (CH <sub>4</sub> )	Infra-Red	0-100% LEL
Propane (C <sub>3</sub> H <sub>8</sub> )	Infra-Red	0-100% LEL
Ammonia (NH <sub>3</sub> )*	Electrochemical	0-50, 100 ppm
Chlorine (Cl <sub>2</sub> )*	Electrochemical	0-5, 10 ppm
Ozone (O <sub>3</sub> )*	Electrochemical	0-1 ppm
Sulphur dioxide (SO <sub>2</sub> )*	Electrochemical	0-10 ppm
Butane (C <sub>4</sub> H <sub>10</sub> )	Infra-Red	0-100% LEL
Pentane (C <sub>5</sub> H <sub>12</sub> )	Infra-Red	0-100% LEL
LPG	Infra-Red	0-100% LEL
Hydrogen Cyanide (HCN)*	Electrochemical	0-25 ppm
Hydrogen Peroxide (H <sub>2</sub> O <sub>2</sub> )*	Electrochemical	0-5 ppm

\* Safe Area Only



## Reducing the time operators spend in potentially hazardous areas:

At Crowcon we recognize the challenges faced and processes required every time an operator enters a facility or site that has been classified as a hazardous area. Permits are needed, specific training and equipment are required and procedures have to be followed. This consumes resources, which ultimately increases the cost of operations.

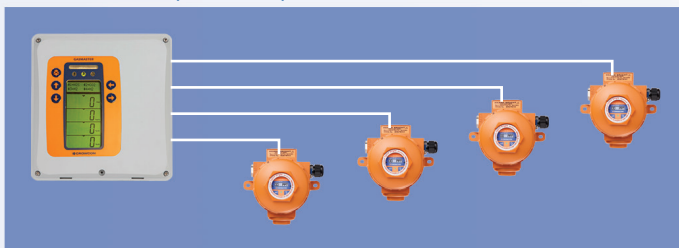
Xgard Bright has been designed with this in mind, making routine calibration and maintenance operations quick and simple to reduce the time operators spend in hazardous areas:

Non-intrusive calibration	Zero and calibration functions (plus setup, tests and adjustments) are performed via the display using the magnetic wand, without needing to open the housing reducing the need for a hot work permit.
OLED display	The brightly illuminated “organic light-emitting diode” display clearly indicates the gas level and units as well as providing comprehensive menus for setup and diagnosis. In low ambient light conditions, such as a dark room, the OLED display achieves a much higher contrast ratio than an LCD used on conventional gas detectors.

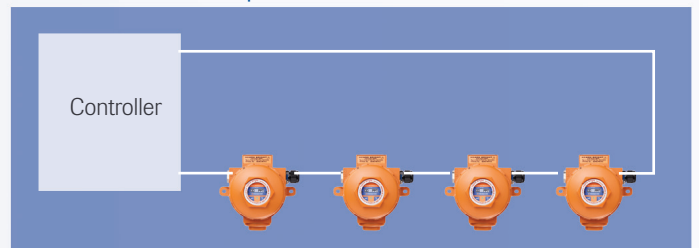
## Lowering the cost of installation and maintenance

Addressable communications	Xgard Bright detectors can be connected on an addressable network using RS-485 Modbus. This option significantly reduces cable and installation costs, while increasing the flexibility and functionality of the wider system.
----------------------------	--

### Traditional or point-to-point



### Addressable or loop



## Specification

Enclosure material	ADC 12 aluminum alloy
Dimensions	156 x 166 x 109mm (6.1 x 6.5 x 4.3inch)
Weight	Aluminum alloy 1kg (2.2lbs)
Ingress protection	IP65 & IP66 (with weatherproof cap)
Cable entry	2x M20 (stopping plug fitted to left-side entry) or supplied with 1/2" NPT adapters
Power	10-30Vdc, 3W max
Electrical output	4-20mA current sink or source RS-485 Modbus RTU HART (optional)
Relays	Alarm 1, Alarm 2, Fault SPST contacts rated 1A 30Vdc
Sounder out	24Vdc (nominally), 250mA maximum load
Operating temperature	-40°C to +70°C (-40°F to 158°F) Note: sensor operating temperatures vary widely Refer to the sensor module datasheet or contact Crowcon for specific sensor data.
Humidity	0 to 95% RH, non-condensing
Repeatability	+/- 2% FSD
Zero drift	+/- 2% FSD per year maximum
Approval codes	ATEX and IECEx Ex II 2G Ex db IIC T6 Gb Ex II 2D Ex tb IIIC T80°C Db Certificate numbers: TUV 16 ATEX 7908 X IECEx TUR 16.0035 X
Standards	EN60079-0:2012 + A11:2013 EN60079-1:2014 EN60079-31:2014 IEC60079-0:2017 Edition 7 IEC60079-1:2014-06 IEC60079-31:2013
Zones	Certified for use in Zone 1 and Zone 2 areas
EMC compliance	EN50270:2015

### Disclaimer

Every effort has been made to ensure the accuracy of this document at the time of printing. In accordance with the company's policy of continued product improvement Crowcon Detection Instruments Limited reserves the right to make product changes without notice. The products are routinely subject to a programme of testing which may result in some changes in the characteristics quoted. Technical information contained in this document or otherwise provided by Crowcon are based upon records, tests, or experience that the company believes to be reliable, but the accuracy, completeness, and representative nature of such information is not guaranteed.

Many factors beyond Crowcon Detection Instruments' control and uniquely within user's knowledge and control can affect the use and performance of a Crowcon product in a particular application.

As the products may be used by the client in circumstances beyond the knowledge and control of Crowcon Detection Instruments Limited, we cannot determine the relevance of these to an individual customer's application. It is the clients' sole responsibility to carry out the necessary tests to evaluate the usefulness of the products and review all applicable regulations and standards to ensure their safety of operation in a particular application.